


MY HOME

Home-based learning activity for 5 to 6 year olds
with parents, caregivers or family members

Child: Look at the different houses. Which house looks like your house?
Colour it. Which other houses do you know? From where? Which materials
were used to build the houses?

Parents: Talk with your child about the different type of houses. Ask them
the questions about the houses.



make the connection

mic

TWIN HILLS
TRUST | NAMIBIA



Dw DEVELOPMENT
WORKSHOP
CHILDREN




unicef
for every child

MY HOME

Home-based learning activity for 5 to 6 year olds
with parents, caregivers or family members

Different animals have different homes. Draw some animals that live in a tree:




Parents: Talk to your child about the animals they have drawn. Are there other animals you can teach them about that also live in trees?

MY HOME

Home-based learning activity for 5 to 6 year olds
with parents, caregivers or family members

Different animals have different homes. Draw some animals that live under the sea:



Parents: Talk to your child about the animals they have drawn. Are there other animals you can teach them about that also live in trees?

MY HOME

Home-based learning activity for 5 to 6 year olds
with parents, caregivers or family members

Things in my home

Ask your child to look around your home to find these objects:

- Three things that are very small
- Two things that are heavy
- One thing that is soft

Praise them when they find the right object. If they struggle to find something give them clues like "I can see something heavy somewhere under the table."

Building together

Try and collect some things that you can build with. You could use tin cans, sticks, plastic bottles, rocks, mud, paper. Be creative! While you are building, have a conversation with your child. Ask them questions about what they are doing and listen to them.

